



EPD HUB / EPD NUMBER:	HUB-1742
PUBLISHING DATE:	5 July 2024
DATE LAST UPDATED:	5 July 2024
DATE VALID UNTIL:	5 July 2029

ENVIRONMENTAL PRODUCT DECLARATION

IN ACCORDANCE WITH EN 15804+A2 & ISO 14025 / ISO 21930

CMF **MetPurl**, **MetMezz**, **MetForm** and
Modular Sections



GENERAL INFORMATION



MANUFACTURER

MANUFACTURER: VP-001	Construction Metal Forming
ADDRESS: VP-002	Unit 1, Greenfield Site, Euro Park, Llandeenny, NP26 3WN, United Kingdom
CONTACT DETAILS: VP-003	info@cmf.uk.com
WEBSITE:	www.cmf.uk.com

EPD STANDARDS, SCOPE AND VERIFICATION

PROGRAM OPERATOR:	EPD Hub, hub@epdhub.com
REFERENCE STANDARD:	EN 15804+A2:2019 and ISO 14025
PCR:	EPD Hub Core PCR version 1.0, 1 Feb 2022
SECTOR:	Construction product
CATEGORY OF EPD:	Third party verified EPD
SCOPE OF THE EPD:	Cradle to gate, with modules C1-C4 & D
EPD AUTHOR:	Construction Metal Forming
EPD VERIFICATION:	Independent verification of this EPD and data, according to ISO 14025: <input type="checkbox"/> Internal certification <input checked="" type="checkbox"/> External verification
EPD VERIFIER:	Magaly González Vázquez, as an authorized verifier acting for EPD Hub Limited

The manufacturer has the sole ownership, liability, and responsibility for the EPD. EPDs within the same product category but from different programs may not be comparable. EPDs of construction products may not be comparable if they do not comply with EN 15804 and if they are not compared in a building context.



GENERAL INFORMATION

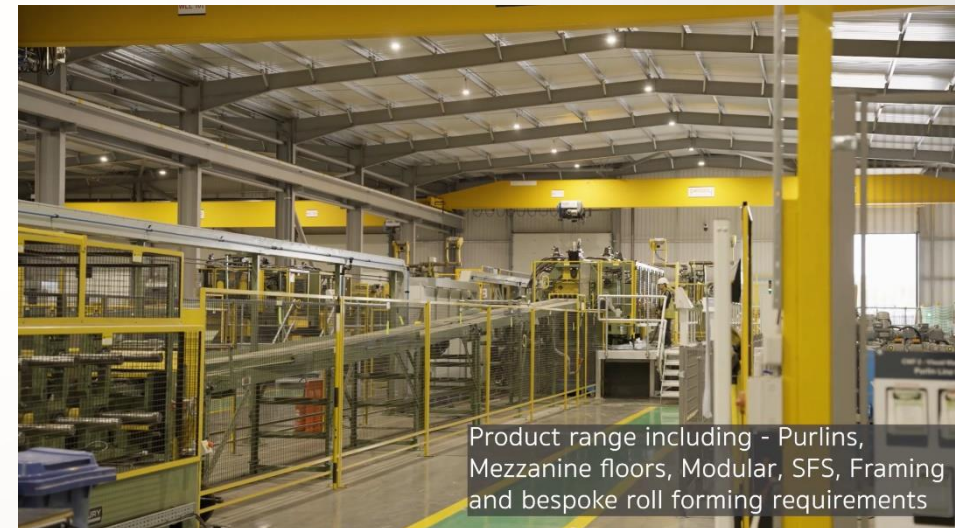


PRODUCT

PRODUCT NAME:	MetPurl / MetForm / MetMezz
ADDITIONAL LABELS:	Cold Rolled Sections
PRODUCT REFERENCE:	MetPurl / MetForm / MetMezz
PLACE OF PRODUCTION:	Unit 1, Greenfield Site, Euro Park, Llandevenny, NP26 3WN, United Kingdom
PERIOD FOR DATA:	January – December 2022
AVERAGING IN EPD:	Not applicable
VARIATION IN GWP-FOSSIL FOR A1-A3:	-

ENVIRONMENTAL DATA SUMMARY

DECLARED UNIT:	1 kg
DECLARED UNIT MASS:	1 kg
GWP-FOSSIL, A1-A3 (kgco2e):	2,94E+00
GWP-TOTAL, A1-A3 (kgco2e):	2,89E+00
SECONDARY MATERIAL, INPUTS (%):	0
SECONDARY MATERIAL OUTPUTS (%):	96
TOTAL ENERGY USE, A1-A3 (kWh):	8.97
TOTAL WATER USE, A1-A3 (m3e):	0.02




MANUFACTURER AND PRODUCT



ABOUT THE MANUFACTURER

With two state of the art production facilities producing a wide range of cold formed steel products including Purlins, Mezzanine, Light Gauge Steel Framing & Bespoke Modular Sections, CMF is actively engaged in efforts to minimize its carbon footprint and adopt sustainable practices.



Among its various new initiatives, the company has taken a major stride by converting its fleet of diesel trucks to electric, and by adopting a 100% zero carbon electricity supply by British Gas, enabling greener operations and fostering a more environmentally friendly approach for a sustainable future.



PRODUCT DESCRIPTION

MetPurl provides a complete purlin and side-rail system, available as plain Zeds and Cees, asymmetric flange widths and Sigma profiles, as well as all associated accessories. All of which are provided with CMF's high quality service and client support.

MetMezz provides the full secondary steelwork solution for industrial mezzanines and storage, handling & distribution. Available as plain Cees and asymmetric flange widths, and supplied with all associated cold-formed accessories.

MetForm is CMF's proprietary light gauge steel component range. Suitable for a variety of structural loadbearing applications, including options for offsite panel assembly to aid in programme efficiency.

Fully tested by the British Research Establishment (BRE) and ratified by the Steel Construction Institute (SCI), the MetPurl, MetForm and MetMezz profiles are formed from S450GD+Z275 grade steel for both high strength and durability.

PRODUCT RAW MATERIAL MAIN COMPOSITION

RAW MATERIAL CATEGORY	AMOUNT, MASS- %	MATERIAL ORIGIN
Metals	100	Asia and Europe
Minerals	0	-
Fossil materials	0	-
Bio-based materials	0	-

BIOGENIC CARBON CONTENT

Product's biogenic carbon content at the factory gate

Biogenic carbon content in product, kg C	0
Biogenic carbon content in packaging, kg C	0.012633

FUNCTIONAL UNIT AND SERVICE LIFE

Declared unit	1 kg
Mass per declared unit	1 kg
Functional unit	-
Reference service life	-

SUBSTANCES, REACH - VERY HIGH CONCERN

The product does not contain any REACH SVHC substances in amounts greater than 0,1 % (1000 ppm).

SYSTEM BOUNDARY

This EPD covers the life-cycle modules listed below.

PRODUCT STAGE	A1	X	Raw materials
	A2	X	Transport
	A3	X	Manufacturing
ASSEMBLY STAGE	A4	MND	Transport
	A5	MND	Assembly
USE STAGE	B1	MND	Use
	B2	MND	Maintenance
	B3	MND	Repair
	B4	MND	Replacement
	B5	MND	Refurbishment
	B6	MND	Operational energy use
	B7	MND	Operational water use
END-OF-LIFE STAGE	C1	X	Deconstruction/ demolish
	C2	X	Transport
	C3	X	Waste processing
	C4	X	Disposal
BEYOND THE SYSTEM BOUNDARIES		X	Reuse
	D	X	Recovery
		X	Recycling

MANUFACTURING AND PACKAGING (A1-A3)

The environmental impacts considered for the product stage cover the manufacturing of raw materials used in the production as well as packaging materials and other ancillary materials. Also included in this stage are fuels used by machines and handling of waste formed in the production processes at the manufacturing facilities. The study also considers the material losses occurring during the manufacturing processes as well as losses during electricity transmission.

The transportation distance is defined according to the PCR. In reality, it may vary but as role of transportation emissions in total results is small, the variety in load is assumed to be negligible. Empty returns are not taken into account as it is assumed that return trip is used by the transportation company to serve the needs of other clients. Transportation does not cause losses as products are packaged properly.

The stock management at CMF is managed through our ERP system with clear identification on material for use. Each lower carbon coil on delivery is identified with a specific coil number and that coil can be issued to specific jobs. Material control and traceability is managed through our ISO 9001 management systems.

In this study allocation could not be avoided for raw materials, ancillary material, energy consumption and waste production as the information was only measured on factory or production process level. The inputs were allocated to the studied product based on annual production volume (mass). Sorting of scrap metal was used in A3 to account for the waste material through the manufacturing process.

The packaging material of metal banding and timber when transporting products to site was included. Production occurs in the UK, thus the Ecoinvent market for electricity medium voltage datapoint was selected.

The steel suppliers use the Blast Furnace (BF)/Basic Oxygen Furnace (BOF) route in their manufacture process. Iron ore (typical mix based on Ferro-oxides) pellets and other additives are mixed and sintered before being fed into the blast furnace together with the coking coke, which is used as the reducing agent.

The hot iron produced in the blast furnace is transferred into the basic oxygen furnace. In this vessel the iron is converted into steel by lowering the carbon content of the iron by blowing oxygen into the melt. For temperature controls, scrap (up to 14.55%) is added to the melt. Refining and alloying with micro-alloying elements is applied according to steel grade to give requested characteristics for the steel. At the end of the steelmaking process, the liquid steel is transformed into a semi-finished product in a continuously casted steel slab. The semi-finished slab is then hot rolled, then cold rolled to final dimensions then annealed and galvanised.

Finished product is shipped to the UK via ships, to ports in the UK, then transported to service centres in the UK via road for slitting and then by road to CMF. The material arrives at CMF as the finished product and only requires cold forming through our cold forming machines, no other processing is required.

PRODUCT LIFE-CYCLE



TRANSPORT AND INSTALLATION (A4-A5)

Transportation impacts from final products delivery to construction site (A4) cover fuel direct exhaust emissions, environmental impacts of fuel production, as well as related infrastructure emissions. MetPurl, MetForm and MetMezz are produced through offsite construction, so little transport is done once on site.

It was decided not to include the A4-A5 module within the life cycle assessment and it is therefore left out of scope.

PRODUCT USE AND MAINTENANCE (B1-B7)

Air, soil, and water impacts during the use phase have not been studied.

PRODUCT END OF LIFE (C1-C4, D)

Demolition is assumed to consume 0,01 kWh/kg of product. The source of energy is diesel fuel used by construction machines (C1). It is assumed that 100% of the waste is collected and transported to the waste treatment centre. Transportation distance to treatment is assumed as 50 km and the transportation method is assumed to be lorry (C2).

Approximately 95% of steel is assumed to be recycled based on World Steel Association, 2020 (C3). It is assumed that the remaining 5 % of steel is taken to landfill for final disposal (C4). Due to the recycling process, the end-of-life product is converted into recycled steel (D).



Maximum length of 18 metres, with the only automated stacking system in the UK making it the most efficient line in the UK

MANUFACTURING PROCESS



LIFE-CYCLE ASSESSMENT



CUT-OFF CRITERIA

The study does not exclude any modules or processes which are stated mandatory in the reference standard and the applied PCR. The study does not exclude any hazardous materials or substances. The study includes all major raw material and energy consumption.

All inputs and outputs of the unit processes, for which data is available for, are included in the calculation. There is no neglected unit process more than 1% of total mass or energy flows. The module specific total neglected input and output flows also do not exceed 5% of energy usage or mass.

ALLOCATION, ESTIMATES AND ASSUMPTIONS

Allocation is required if some material, energy, and waste data cannot be measured separately for the product under investigation. All allocations are done as per the reference standards and the applied PCR. In this study, allocation has been done in the following ways:

DATA TYPE	ALLOCATION
Raw materials	Allocated by mass or volume
Packaging materials	Allocated by mass or volume
Ancillary materials	Allocated by mass or volume
Manufacturing energy and waste	Allocated by mass or volume

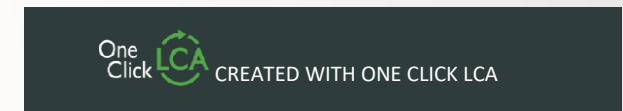
AVERAGES AND VARIABILITY

This EPD is product and factory specific and does not contain average calculations.

Type of average	No averaging
Averaging method	Not applicable
Variation in GWP-fossil for A1-A3	Not applicable

LCA SOFTWARE AND BIBLIOGRAPHY

This EPD has been created using One Click LCA EPD Generator. The LCA and EPD have been prepared according to the reference standards and ISO 14040/14044. Ecoinvent 3.8 and One Click LCA databases were used as sources of environmental data.



ENVIRONMENTAL IMPACT DATA



CORE ENVIRONMENTAL IMPACT INDICATORS – EN 15804+A2, PEF

IMPACT CATEGORY	UNIT	A1	A2	A3	A1-A3	A4	A5	B1	B2	B3	B4	B5	B6	B7	C1	C2	C3	C4	D
GWP – total ¹⁾	kg CO ₂ e	2,81E+00	9,59E-02	-1,01E-02	2,89E+00	MND	MND	MND	MND	MND	MND	MND	MND	MND	9,20E-04	4,57E-03	1,01E-01	3,22E-04	-9,17E-01
GWP – fossil	kg CO ₂ e	2,81E+00	9,59E-02	3,61E-02	2,94E+00	MND	MND	MND	MND	MND	MND	MND	MND	MND	9,19E-04	4,56E-03	5,48E-02	3,21E-04	-9,16E-01
GWP – biogenic	kg CO ₂ e	0,00E+00	0,00E+00	-4,63E-02	-4,63E-02	MND	MND	MND	MND	MND	MND	MND	MND	MND	1,68E-07	1,82E-06	4,63E-02	1,72E-07	-4,22E-05
GWP – LULUC	kg CO ₂ e	4,58E-04	5,85E-05	3,18E-05	5,48E-04	MND	MND	MND	MND	MND	MND	MND	MND	MND	9,15E-08	1,77E-06	5,57E-06	3,09E-07	-8,34E-04
Ozone depletion pot.	kg CFC-11e	2,60E-14	2,07E-08	5,62E-09	2,63E-08	MND	MND	MND	MND	MND	MND	MND	MND	MND	1,97E-10	1,07E-09	1,17E-08	1,24E-10	-1,33E-03
Acidification potential	mol H ⁺ e	6,55E-03	2,17E-03	2,83E-04	9,01E-03	MND	MND	MND	MND	MND	MND	MND	MND	MND	9,55E-06	1,49E-05	5,69E-04	2,97E-06	-4,98E-03
EPfreshwater ²⁾	kg Pe	1,17E-06	4,57E-07	4,90E-07	2,11E-06	MND	MND	MND	MND	MND	MND	MND	MND	MND	3,05E-09	3,86E-08	1,87E-07	3,87E-09	-1,33E-03
EP-marine	kg Ne	1,39E-03	5,31E-04	1,14E-04	2,03E-03	MND	MND	MND	MND	MND	MND	MND	MND	MND	4,23E-06	3,27E-06	2,52E-04	1,18E-06	-1,44E-03
EP-terrestrial	mol Ne	1,44E-02	5,90E-03	1,25E-03	2,16E-02	MND	MND	MND	MND	MND	MND	MND	MND	MND	4,64E-05	3,62E-05	2,76E-03	1,13E-05	-1,08E-02
POCP (“smog”) ³⁾	kg NMVOCe	4,85E-03	1,56E-03	3,45E-04	6,75E-03	MND	MND	MND	MND	MND	MND	MND	MND	MND	1,28E-05	1,40E-05	7,59E-04	3,39E-06	-6,47E-03
ADP-minerals & metals ⁴⁾	kg Sbe	1,49E-05	1,67E-07	9,77E-08	1,52E-05	MND	MND	MND	MND	MND	MND	MND	MND	MND	4,66E-10	1,11E-08	2,88E-08	8,00E-10	-1,36E-03

MND = module not declared

ENVIRONMENTAL IMPACT DATA



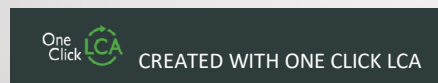
ADP-fossil resources	MJ	2,92E+01	1,31E+00	5,44E-01	3,11E+01	MND	MND	MND	MND	MND	MND	MND	MND	MND	1,24E-02	7,15E-02	7,37E-01	8,55E-03	-7,15E+00
Water use ⁵⁾	m3e depr.	9,35E-01	4,74E-03	5,99E-03	9,46E-01	MND	MND	MND	MND	MND	MND	MND	MND	MND	3,32E-05	3,19E-04	2,29E-03	3,08E-05	3,18E-01

1) GWP = Global Warming Potential; 2) EP = Eutrophication potential. Required characterisation and Water use and optional indicators except Particulate matter and Ionizing radiation, human method and data are in kg P-eq. Multiply by 3,07 to get PO4e; 3) POCP = Photochemical ozone health. The results of these environmental impact indicators shall be used with care as the formation; 4) ADP = Abiotic depletion potential; 5) EN 15804+A2 disclaimer for Abiotic depletion on these results are high or as there is limited experience with the indicator.

ADDITIONAL (OPTIONAL) ENVIRONMENTAL IMPACT INDICATORS – EN 15804+A2, PEF

IMPACT CATEGORY	UNIT	A1	A2	A3	A1-A3	A4	A5	B1	B2	B3	B4	B5	B6	B7	C1	C2	C3	C4	D
Particulate matter	Incidence	8,70E-08	5,72E-09	6,56E-09	9,93E-08	MND	MND	MND	MND	MND	MND	MND	MND	MND	2,56E-10	5,19E-10	1,52E-08	5,97E-11	-1,33E-03
Ionizing radiation ⁶⁾	kBq U235e	2,11E-02	6,32E-03	8,09E-03	3,56E-02	MND	MND	MND	MND	MND	MND	MND	MND	MND	5,68E-05	3,43E-04	3,40E-03	3,91E-05	2,85E-02
Ecotoxicity (freshwater)	CTUe	4,83E+00	9,34E-01	4,97E-01	6,26E+00	MND	MND	MND	MND	MND	MND	MND	MND	MND	7,43E-03	6,35E-02	4,47E-01	6,05E-03	-2,33E+01
Human toxicity, cancer	CTUh	1,55E-09	4,93E-11	1,69E-11	1,62E-09	MND	MND	MND	MND	MND	MND	MND	MND	MND	2,85E-13	1,56E-12	1,72E-11	1,61E-13	-1,33E-03
Human tox. non-cancer	CTUh	3,92E-08	7,59E-10	3,40E-10	4,03E-08	MND	MND	MND	MND	MND	MND	MND	MND	MND	5,38E-12	6,12E-11	3,30E-10	4,44E-12	-1,33E-03
SQP ⁷⁾	-	1,15E+00	7,09E-01	1,63E-01	2,02E+00	MND	MND	MND	MND	MND	MND	MND	MND	MND	1,61E-03	8,23E-02	9,68E-02	1,86E-02	-4,10E+00

6) EN 15804+A2 disclaimer for Ionizing radiation, human health. This impact category deals due to radioactive waste disposal in underground facilities. Potential ionizing radiation from the mainly with the eventual impact of low dose ionizing radiation on human health of the nuclear fuel soil, from radon and from some construction materials is also not measured by this indicator; 7) cycle. It does not consider effects due to possible nuclear accidents, occupational exposure nor SQP = Land use related impacts/soil quality.



ENVIRONMENTAL IMPACT DATA



USE OF NATURAL RESOURCES

IMPACT CATEGORY	UNIT	A1	A2	A3	A1-A3	A4	A5	B1	B2	B3	B4	B5	B6	B7	C1	C2	C3	C4	D
Renew. PER as energy ⁸⁾	MJ	1,03E+00	1,21E-02	1,96E-01	1,24E+00	MND	MND	MND	MND	MND	MND	MND	MND	MND	7,07E-05	8,06E-04	4,38E-03	8,71E-05	-1,07E+00
Renew. PER as material	MJ	0,00E+00	0,00E+00	4,26E-01	4,26E-01	MND	MND	MND	MND	MND	MND	MND	MND	MND	0,00E+00	0,00E+00	-4,26E-01	0,00E+00	-1,33E-03
Total use of renew. PER	MJ	1,03E+00	1,21E-02	6,22E-01	1,67E+00	MND	MND	MND	MND	MND	MND	MND	MND	MND	7,07E-05	8,06E-04	-4,21E-01	8,71E-05	-1,07E+00
Non-re. PER as energy	MJ	2,92E+01	1,31E+00	5,32E-01	3,10E+01	MND	MND	MND	MND	MND	MND	MND	MND	MND	1,24E-02	7,15E-02	7,37E-01	8,55E-03	-7,15E+00
Non-re. PER as material	MJ	0,00E+00	0,00E+00	0,00E+00	0,00E+00	MND	MND	MND	MND	MND	MND	MND	MND	MND	0,00E+00	0,00E+00	0,00E+00	0,00E+00	-1,33E-03
Total use of non-re. PER	MJ	2,92E+01	1,31E+00	5,32E-01	3,10E+01	MND	MND	MND	MND	MND	MND	MND	MND	MND	1,24E-02	7,15E-02	7,37E-01	8,55E-03	-7,15E+00
Secondary materials	kg	0,00E+00	5,10E-04	1,44E-04	6,54E-04	MND	MND	MND	MND	MND	MND	MND	MND	MND	4,84E-06	1,98E-05	2,90E-04	1,99E-06	5,91E-01
Renew. secondary fuels	MJ	0,00E+00	2,26E-06	1,65E-06	3,91E-06	MND	MND	MND	MND	MND	MND	MND	MND	MND	1,58E-08	2,00E-07	9,71E-07	5,77E-08	-1,47E-03
Non-ren. secondary fuels	MJ	0,00E+00	0,00E+00	0,00E+00	0,00E+00	MND	MND	MND	MND	MND	MND	MND	MND	MND	0,00E+00	0,00E+00	0,00E+00	0,00E+00	-1,33E-03
Use of net fresh water	m3	2,24E-02	1,19E-04	7,69E-05	2,26E-02	MND	MND	MND	MND	MND	MND	MND	MND	MND	7,51E-07	9,23E-06	4,45E-05	9,33E-06	-2,54E-02

8) PER = Primary energy resources.

ENVIRONMENTAL IMPACT DATA



END OF LIFE – WASTE

IMPACT CATEGORY	UNIT	A1	A2	A3	A1-A3	A4	A5	B1	B2	B3	B4	B5	B6	B7	C1	C2	C3	C4	D
Hazardous waste	kg	3,28E-09	1,64E-03	1,15E-03	2,79E-03	MND	MND	MND	MND	MND	MND	MND	MND	MND	1,66E-05	9,39E-05	9,90E-04	0,00E+00	-5,29E-01
Non-hazardous waste	kg	1,11E-01	1,85E-02	1,81E-02	1,48E-01	MND	MND	MND	MND	MND	MND	MND	MND	MND	1,16E-04	1,54E-03	1,15E-02	5,55E-02	-1,51E+00
Radioactive waste	kg	6,98E-07	9,20E-06	3,92E-06	1,38E-05	MND	MND	MND	MND	MND	MND	MND	MND	MND	8,71E-08	4,82E-07	5,18E-06	0,00E+00	-1,32E-03

END OF LIFE – OUTPUT FLOWS

IMPACT CATEGORY	UNIT	A1	A2	A3	A1-A3	A4	A5	B1	B2	B3	B4	B5	B6	B7	C1	C2	C3	C4	D
Components for re-use	kg	0,00E+00	0,00E+00	0,00E+00	0,00E+00	MND	MND	MND	MND	MND	MND	MND	MND	MND	0,00E+00	0,00E+00	0,00E+00	0,00E+00	-1,33E-03
Materials for recycling	kg	0,00E+00	0,00E+00	5,00E-02	5,00E-02	MND	MND	MND	MND	MND	MND	MND	MND	MND	0,00E+00	0,00E+00	9,55E-01	0,00E+00	-1,33E-03
Materials for energy rec	kg	0,00E+00	0,00E+00	0,00E+00	0,00E+00	MND	MND	MND	MND	MND	MND	MND	MND	MND	0,00E+00	0,00E+00	4,30E-03	0,00E+00	-1,33E-03
Exported energy	MJ	0,00E+00	0,00E+00	0,00E+00	0,00E+00	MND	MND	MND	MND	MND	MND	MND	MND	MND	0,00E+00	0,00E+00	0,00E+00	0,00E+00	-1,33E-03

ENVIRONMENTAL IMPACT DATA



ENVIRONMENTAL IMPACTS – EN 15804+A1, CML / ISO 21930

IMPACT CATEGORY	UNIT	A1	A2	A3	A1-A3	A4	A5	B1	B2	B3	B4	B5	B6	B7	C1	C2	C3	C4	D
Global Warming Pot.	kg CO2e	2,72E+00	9,51E-02	3,37E-02	2,85E+00	MND	MND	MND	MND	MND	MND	MND	MND	MND	9,09E-04	4,52E-03	5,42E-02	6,58E-04	-8,47E-01
Ozone depletion Pot.	kg CFC-11e	2,60E-14	1,64E-08	4,54E-09	2,09E-08	MND	MND	MND	MND	MND	MND	MND	MND	MND	1,56E-10	8,51E-10	9,26E-09	9,81E-11	-1,33E-03
Acidification	kg SO2e	5,46E-03	1,74E-03	2,01E-04	7,40E-03	MND	MND	MND	MND	MND	MND	MND	MND	MND	6,81E-06	1,21E-05	4,06E-04	2,24E-06	-4,25E-03
Eutrophication	kg PO43e	4,76E-04	2,02E-04	5,64E-05	7,34E-04	MND	MND	MND	MND	MND	MND	MND	MND	MND	1,58E-06	2,63E-06	9,48E-05	1,57E-05	-2,64E-03
POCP ("smog")	kg C2H4e	9,35E-04	4,64E-05	6,01E-06	9,87E-04	MND	MND	MND	MND	MND	MND	MND	MND	MND	1,49E-07	5,55E-07	8,89E-06	1,67E-07	-2,00E-03
ADPelements	kg Sbe	1,49E-05	1,63E-07	3,00E-07	1,54E-05	MND	MND	MND	MND	MND	MND	MND	MND	MND	4,59E-10	1,08E-08	2,83E-08	7,85E-10	-1,36E-03
ADP-fossil	MJ	2,92E+01	1,31E+00	5,59E-01	3,11E+01	MND	MND	MND	MND	MND	MND	MND	MND	MND	1,24E-02	7,15E-02	7,37E-01	8,55E-03	-7,14E+00

VERIFICATION STATEMENT



VERIFICATION PROCESS FOR THIS EPD

This EPD has been verified in accordance with ISO 14025 by an independent, third-party verifier by reviewing results, documents and compliancy with reference standard, ISO 14025 and ISO 14040/14044, following the process and checklists of the program operator for:

- This Environmental Product Declaration
- The Life-Cycle Assessment used in this EPD
- The digital background data for this EPD

Why does verification transparency matter?

Read more online.

This EPD has been generated by One Click LCA EPD generator, which has been verified and approved by the EPD Hub.



THIRD-PARTY VERIFICATION STATEMENT

I hereby confirm that, following detailed examination, I have not established any relevant deviations by the studied Environmental Product Declaration (EPD), its LCA and project report, in terms of the data collected and used in the LCA calculations, the way the LCA-based calculations have been carried out, the presentation of environmental data in the EPD, and other additional environmental information, as present with respect to the procedural and methodological requirements in ISO 14025:2010 and reference standard.

I confirm that the company-specific data has been examined as regards plausibility and consistency; the declaration owner is responsible for its factual integrity and legal compliance.

I confirm that I have sufficient knowledge and experience of construction products, this specific product category, the construction industry, relevant standards, and the geographical area of the EPD to carry out this verification.

I confirm my independence in my role as verifier; I have not been involved in the execution of the LCA or in the development of the declaration and have no conflicts of interest regarding this verification.

Magaly González Vázquez, as an authorized verifier acting for EPD Hub Limited

05.07.2024

